

Lossless Geometry Compression for Steady-State and Time-Varying Irregular Grids

Dan Chen

Yi-Jen Chiang

Nasir Memon

Xiaolin Wu

Polytechnic University, New York, USA

(Eurographics/IEEE EuroVis 2006)

Graphics Compression for Irregular-Grid Volume Data

- Graphics compression is an emerging need for storing, transmitting, and visualizing large volume datasets
- **Irregular Grids** (represented as **tetrahedral meshes**):
 - The most general class of volume data, with many applications
 - Two components of information:
 - geometry** -- 3D coordinates & scalar values at mesh vertices
 - connectivity** – edges, triangles & tetrahedral cells connecting vertices

Previous Work

- Many results in **connectivity compression**... (see paper)
 - Best **connectivity compression** results: **2.04 -- 2.31 bits/cell** on an average
(# cells = 4.5 * (# vertices) $\rightarrow \sim 2 * 4.5 = \sim 9$ **bits/vertex**)
 - e.g. [Gumhold et al 99], [Yang et al 00]
 - **Geometry compression** results are not equally impressive
 - Typical results: ~ 30 **bits/vertex** (e.g. [Gumhold et al 99])
(1. **not** including scalar values 2. **quantized** then compressed (**lossy**))
-

Geometry compression is by far the dominating bottleneck!!

Even worse for time-varying data & lossless compression

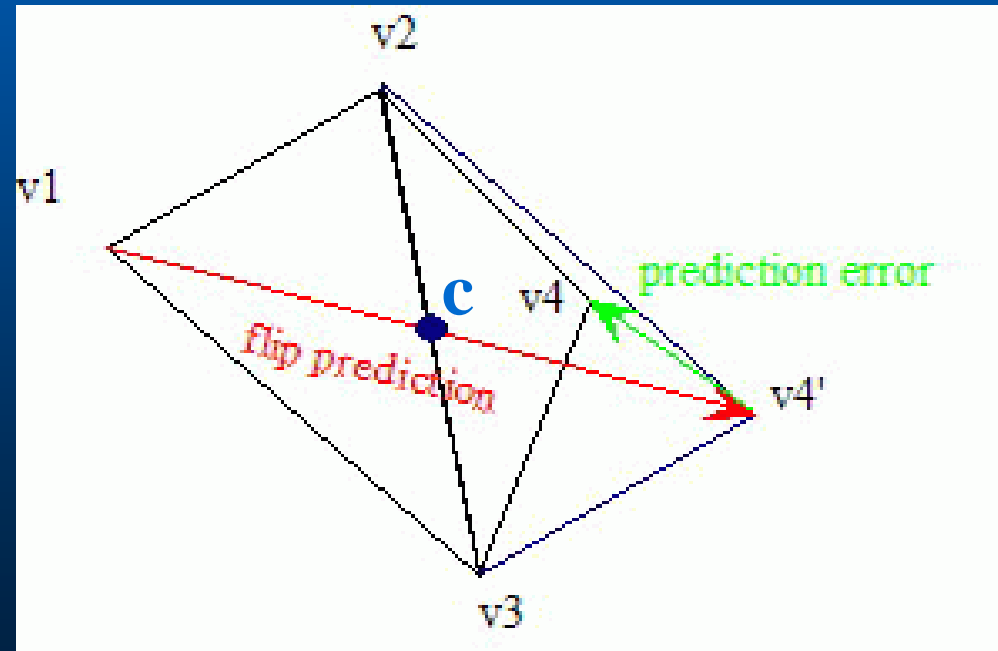
Remark: Why Lossless Compression?

[Note: Almost all geometry coders need quantization (lossy)]

- In many scientific applications **accuracy** is of vital importance (and quantization is not desirable)
 - Cf. for graphics models, lossy compression might be acceptable to “fool the eyes”
 - Usually scientists **do not like** their data to be **changed in a process outside their control**, and hence often **avoid using any lossy compression** [Isenburg et al 04]
- We focus on **lossless geometry compression**, for both **steady-state & time-varying** tetrahedral meshes

Previous Work: Geometry Compression

- Flipping for triangle meshes [Touma-Gotsman 98]
 - **Dominant**, widely considered **state of the art**
 - Traverse triangles by **connectivity coder**; **predict** new vertex position of new triangle by **flipping** using **parallelogram rule**
 - Many other extensions (see paper);
[Isenburg et al 04] -- **lossless flipping** (the only method with no quantization)
- Flipping for volume data
 - [Isenburg-Alliez 02]:
hexahedral meshes
 - **State of the art** for **tetrahedral meshes**: flipping combined with best connectivity coder [GG99, YMC00]
 - * **No lossless flipping result**



Our New Algorithm

- **Lossless geometry compression** method, for both **steady-state & time-varying** tetrahedral volume data
- **Truly lossless --- quantization is not needed** (but it works **equally effective** if quantization is performed)
- Can be easily integrated with the best connectivity coder [GGS99, YMC00]
- **Novel direction:** geometry coder is **independent of connectivity coder**---they may **re-order vertices differently**
 - Causes an **additional overhead** of recording **vertex permutation** when integrating the two coders
 - **Significantly improves the geometry-compression cost** even after paying the permutation overhead
 - **New feature:** geometry coder **does not need connectivity information** --- suitable for **point cloud** compression

Key Ideas of Our Algorithm

- **Not** trying to design a fancy predictor
 - Use **differential coding** (simplest predictor)
 - **Re-order vertices** to **optimize** differential coding --- formulate optimal vertex re-ordering as a **traveling salesman problem (TSP)**. * Solve it with heuristics
- Using kd-tree-like partitioning/clustering to speed up TSP computation
- Final encoding: separate **exponent** and **mantissa**
 - Encode sign bit & exponent (**signed exponent**) by gzip
 - Encode **mantissa differences** by entropy code
Problem: **many distinct symbols (large alphabet size)**
→ big Huffman table; bad probability estimation

Sol: Use **two-layer modified Huffman code** [our DCC03 paper] or **two-layer modified arithmetic code**

Algorithm Steps

* Entry for each vertex $v : (x, y, z, f_1, f_2, \dots, f_t)$

1. For each vertex v , take **mantissa differences** of scalar values **along time steps**: $(x, y, z, f_1, (f_2 - f_1), \dots, (f_t - f_{t-1}))$ (only for time-varying data)
 2. Partition vertices into **clusters** (using mantissa of x, y, z)
 3. In each cluster, **re-order vertices** by formulating and solving a **TSP** problem (using mantissa of x, y, z and f_i 's)
 4. Take **component-wise mantissa differences**: mantissa of each component of v_i is replaced by its **difference with** the corresponding mantissa of v_{i-1}
 5. **Entropy code** the mantissa differences (**two-layer modified Huffman or arithmetic code**)
 6. Compress the **signed exponents** by gzip (order: all x -values, all y , all z , all f_1 , all f_2, \dots , all f_t)
- (* If quantized: quantized integer as mantissa; no exponent)

Step 3: Vertex Re-Ordering

- Goal: re-order vertices to optimize differential code of mantissa differences
- Form a **complete (undirected) weighted** graph G :
 - * **nodes** of G : mesh vertices
 - * **edges**: all pairs of vertices
 - * **cost** of edge $(v_i, v_j) = \lg |x_i - x_j| + \lg |y_i - y_j| + \lg |f_{i1} - f_{j1}| + \dots + \lg |f_{it} - f_{jt}|$ (difference: component **mantissa diff.**)
- Optimal vertex re-ordering: **TSP on G** , i.e., a **Hamiltonian path** that visits **each node** of G **exactly once** while **minimizing the total path cost**
- **Heuristic** algorithms (TSP is NP-complete):
 1. **simulated annealing (SA)**
 2. **minimum-spanning tree (MST)** based approximation:
depth-first-search traversal on MST

Step 2: Partition Vertices into Clusters

- The MST heuristic to find TSP takes $O(n^2)$ time since G is a **complete** graph (n : # vertices)
- Even just **computing the edge costs** of G takes $O(n^2)$ time

Sol: Partition vertices into **K clusters** of same size, solve TSP inside each cluster

(TSP time: $O(K (n/K)^2) = O(n^2/K)$, speed-up factor: K)

Partitioning algorithm: (let $L = K^{1/3}$)

- Sort all vertices by **mantissa** of x -values, split into L groups of same size
- For each group, sort by **mantissa** of y , split into L groups
- Repeat the process by **mantissa** of z (final groups = clusters)
- $O(n \log n)$ time (due to sorting)

Step 5: Entropy Coding Mantissa Differences

- Too many distinct symbols (large alphabet) in mantissa differences to encode directly
- Two-layer modified Huffman code [our DCC 03 paper]
 - Partition range of integer values (alphabet) into intervals
 - Encode the intervals by a Huffman code (first-layer code)
 - Encode the values within each interval by a fixed-length code (second-layer code)
 - Try to optimize alphabet partitioning so that total code length is minimized
 1. dynamic programming : $O(N^3)$ time (N: # distinct symbols)
 2. greedy method: $O(N \log N)$ time; still compresses well
- Here, we extend to two-layer modified arithmetic code with greedy method. Use two-layer arithmetic/Huffman code

Step 5: Entropy Coding (cont.)

- We need to encode **multiple** clusters & **multiple** vertex components (i.e., x, y, z, f_i 's)
- Two extreme options:
 1. for each cluster, one AC/Huffman code for mantissa of each vertex component --- too many **probability-/Huffman-tables (expensive)**
 2. a single AC/Huffman code for all components in all clusters --- **entropy code less efficient**
- Our approach
 - Idea: coordinates are co-related, so are scalar values
 - **Steady-state: Combined Greedy (CGreedy)** --- one code for **all coordinates** in all clusters, one code for **all scalar values**
 - **Time-varying: CGreedy i** --- one code for all coordinates; for scalar values, one code for **every i time steps** in all clusters

Summary: Algorithm Steps

1. For each vertex, take **mantissa differences** of scalar values along **time steps** (time-varying data only)
 2. Partition vertices into **clusters**
 3. In each cluster, re-order vertices by **TSP**
 4. Take component-wise **mantissa differences** between adjacent vertices
 5. Entropy code the mantissa differences by **two-layer modified AC/Huffman code**
 6. Compress the signed exponents by gzip
- (* If quantized: quantized integer as mantissa; no exponent)
- * Encoding only performed **once**; decoding takes **linear time**






Last Technical Part: Integration with Connectivity Coder

- Easy to do (see paper for details)
- Geometry & connectivity coders re-order vertices differently: **permutation sequence**
- **Encoding the permutation sequence**
 - **Differential coding** on the permutation sequence
 - Issue: many distinct symbols
 - **Use two-layer modified Huffman code**

Experiments

- 7 well-known tetrahedral-mesh datasets
 - 5 datasets are steady-state
 - 2 datasets are time-varying (10 & 20 time steps) of the same mesh
 - size: small --- moderately large
(# cells: 12,936—1,005,675, # vertices: 20,108—211,680)
- Evaluate effectiveness of **clustering** & **vertex re-ordering**
- Compare our final compression ratios with the following:
 - For **lossless** compression (**no** quantization):
(1) **Gzip**, (2) **arithmetic coding (AC)**, (3) **lossless flipping**
 - For **lossy** compression (**quantization** first):
lossy flipping (encoding prediction errors: **gzip** & **AC**)

Representative Isosurfaces of Datasets



Results: Statistics Summary

- Clustering & TSP vertex re-ordering: **entropy-speed** trade-off
 - **100--200 vertices/cluster** (i.e., **512 clusters**) the best balance
 - **TSP-MST: ~ 200 times faster** than TSP-SA, with **comparable entropy**
- Steady-state (AC-CGreedy)
 - Lossless
 - » **Always much better than AC/Gzip*** (* see paper for more details)
 - » Lossless flipping: **bad predictor (entropy > original entropy!!)**
 - Lossy (32-bit quantization)
 - » **Permutation sequence** can be efficiently encoded
 - » **Always much better** than flipping; gain up to **62.1 b/v (67.2%)**
- Time varying (AC-CGreedy_i)
 - Lossless: **always much better** than AC/Gzip; gain up to **66 b/v (32.6%)**
 - Lossy (24-bit quantization): **always much better** than flipping; gain up to **61.4 b/v (23.6%)**

Conclusions

- Novel **lossless** geometry compression method via **vertex re-ordering by TSP**, for both **steady-state** and **time-varying** data
- Novel direction: **geometry** oriented; **connectivity information not needed**
- Easily integrated with **connectivity** coder
- **Huge improvements** in both **lossless & lossy** settings

Extension

Point cloud compression

[Chen-Chiang-Memon]: PG 05 short paper

Open Question

How can we use connectivity information better than flipping (especially in **lossless** setting)?

(cf. lossy: optimized flipping for triangle meshes [our DCC05])

Acknowledgments

- C. Silver, H.-W. Shen, Lawrence Livermore National Lab, NASA, Vtk for the test datasets
- National Science Foundation (NSF) (CAREER CCF-0093373, CCF-0118915, ITR CCF-0081964, CCF-0541255)